

Arts and Cultural Production Satellite Account (ACPSA)



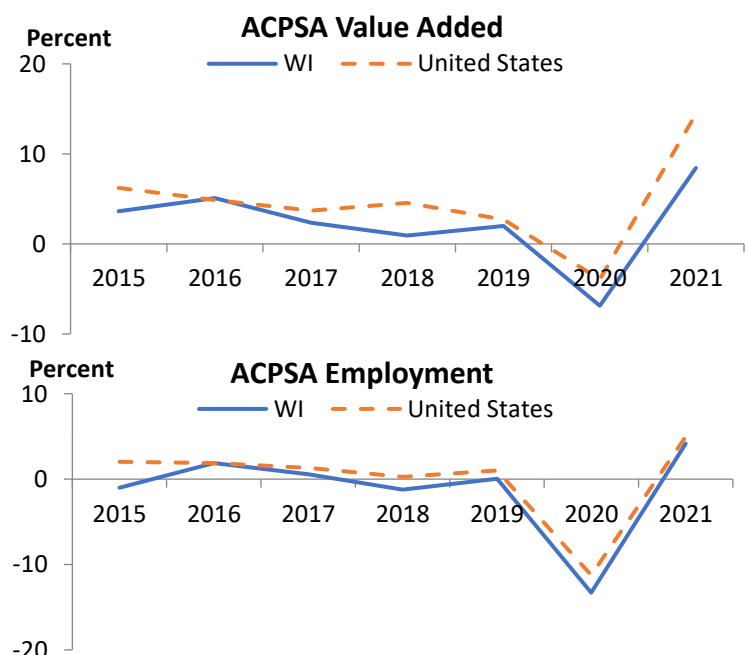
Wisconsin—2021

ACPSA value added	Share of state value added	ACPSA employment	Share of state employment	ACPSA compensation	Share of state compensation
\$10.8 billion	2.9%	87,185 jobs	3.0%	\$6.3 billion	3.0%
			Value added (thousands of dollars)	Employment (jobs)	Compensation (thousands of dollars)
All industries			368,611,300	2,949,218	209,268,255
ACPSA industries			10,828,800	87,185	6,291,380
Top 5 ACPSA industries by value added					
Government			2,250,441	24,672	1,891,849
Publishing			2,067,594	8,243	1,219,158
Broadcasting			1,615,650	5,577	478,918
Retail industries			640,924	13,875	422,267
Advertising			592,751	2,328	140,365
Core arts and cultural industries			2,156,557	D	D
Top 5 core arts and cultural industries					
Advertising			592,751	2,328	140,365
Architectural services			291,421	1,806	214,110
Graphic design services			179,260	1,029	110,212
Promoters of performing arts and similar events			159,388	1,861	60,938
Photography and photofinishing services			154,263	D	D

Trends in arts and cultural production: 2020—2021

In 2021, Wisconsin ranked 21st among all states in ACPSA value added and 41st among all states in ACPSA value added growth. Since 2020, ACPSA value added has grown 8.44 percent in Wisconsin, compared with an increase of 14.43 percent for the nation.

In 2021, Wisconsin ranked 18th among all states in ACPSA employment and 30th among all states in ACPSA employment growth. Since 2020, ACPSA employment has grown 4.15 percent in Wisconsin, compared with an increase of 4.96 percent for the nation.

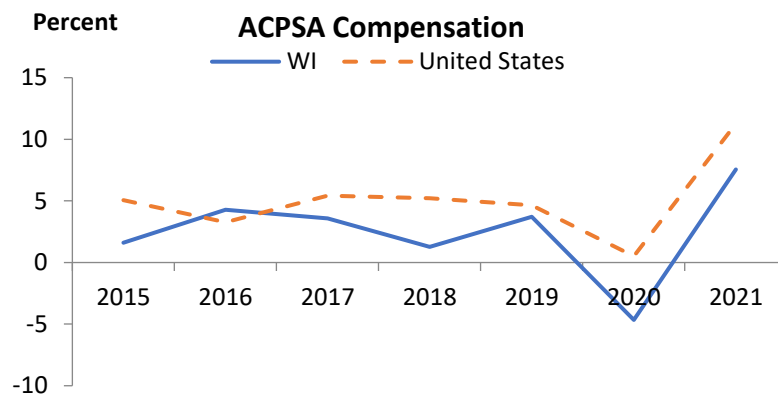


Note. BEA's ACPSA statistics are supported by funding from the National Endowment for the Arts.

Arts and Cultural Production Satellite Account (ACPSA)




In 2021, Wisconsin ranked 20th among all states in ACPSA compensation and 35th among all states in ACPSA compensation growth. Since 2020, ACPSA compensation has grown 7.55 percent in Wisconsin, compared with an increase of 11.27 percent for the nation. Average compensation per wage-and-salary job in Wisconsin's ACPSA industries was \$72,161 in 2021, compared with \$70,957 for all salaried jobs in the state.



Location quotients (LQ)

- In 2021, Wisconsin ACPSA value added was 33 percent below the national average. By comparison, the LQ for ACPSA value added in all states belonging to the U.S. Regional Arts Organization Arts Midwest (of which Wisconsin is a member) was 0.66, or 34 percent below the national average.
- As for employment in 2021, Wisconsin and Arts Midwest had an LQ of 0.93 and 0.9 respectively.
- And for compensation in 2021, Wisconsin and Arts Midwest had an LQ of 0.75 and 0.71 respectively.



ACPSA value added consists of the gross output of an industry less its intermediate inputs; the contribution of an industry to gross domestic product.

ACPSA employment consists of all wage-and-salary jobs in which the workers are engaged in the production of ACPSA goods and services.

ACPSA compensation consists of the remuneration (including wages and salaries as well as benefits, such as employer contributions to pension and health funds) payable to employees in return for their ACPSA work during a given year.

“Core” ACPSA industries are originators of ideas and content associated with the creation of arts and culture. “Supporting” industries produce and disseminate arts and cultural commodities.

Location quotients measure an industry’s regional concentration of value added, employment, or compensation relative to the U.S. industry’s share. For example, an employment LQ of 1.2 indicates that state’s employment in the industry is 20 percent greater than the industry’s national employment share. An employment LQ of 0.8 indicates that state’s employment in the industry is 20 percent below the industry’s national employment share.

Arts regions, for the purpose of this brief, are defined by the geography groupings for the six U.S. Regional Arts Organizations (RAOs). RAOs are nonprofit organizations that partner with their constituent state arts agencies and with the National Endowment for the Arts on planning and program delivery.

The Arts Midwest RAO contains the states (IL, IN, IA, MI, MN, ND, OH, SD, WI).

Please contact ArtsandCulture@bea.gov with any questions.